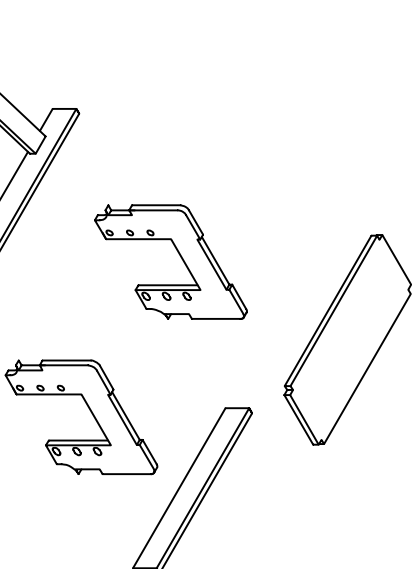
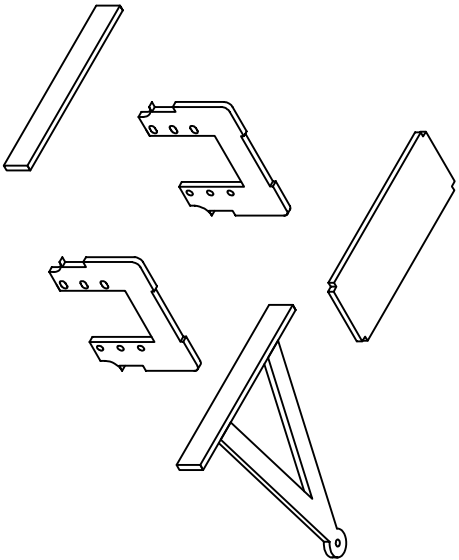
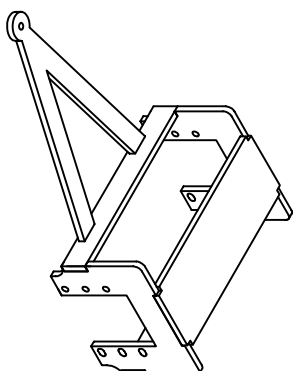
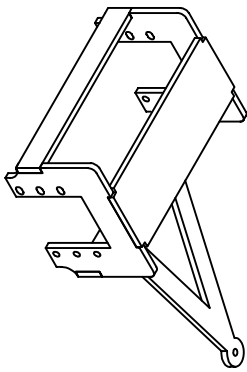


PONY TRUCKS:

A frames to be centred to frame, weld-prepped, and welded both sides to 50 x 12.

Note: ensure you get the A frame at 90 degrees to the truck. Clamp a bar or some section across the top of the two 50 x 12's, and then clamp A frames (with 30mm spacer on rear truck)



FRONT PONY TRUCK:

REAR PONY TRUCK: